

Elementary Enrollment of Children with Special Needs (CWSN) in India: Evidence from U_DISE (2009-10 to 2015-16)



Ratanlal
PhD Scholar
Jawaharlal Nehru University, New Delhi



Introduction:

- Nowadays, education of children with special needs (CWSN) consider as a development issue at national as well as international debates, and it also included in the sustainable development goals (UN 2015).
 - Research evidence shows that disabled people have lower educational level than their non-disabled groups of population (2008; WHO/World Bank, 2011; World Bank, 2007, Census of India,2011, U_DISE-2015-16)..
 - The government of India enacted many laws, act, policies that promote the education of children with special needs in both mainstream and special schools. The right of the person with a disability, 1995, the national trust act, 1999, DPEP(1994), SSA(2007), Janshala Programme, the right to education act all these acts and policies implemented after 1990.
- Findings:** The proportional enrollment among CWSN is around 1.16% which indicate very low compared to their counterpart age group (6-14 years). In this study, it has found that there are inconsistencies and deficiencies in the enrollment data of CWSN children due to screening out CWSN children by the school authority.

Aim of Study:

- This study examines the status of elementary proportional enrollment among CWSN at the state-level in India.

Method and Data of Study:

- U_DISE, Unified district information for the education system from 2009-10 to 2015-16
- The Geo-spatial technique is used to understand the variance in the enrollment of CWSN in a different region in the country.

Results:

Enrollment of CWSN children:

Table 1:Percentage of CWSN children to total Enrollment at Elementary level (6-14 age group).

Year	Total Enrollment	CWSN Enrollment	% of CWSN Enrollment to Total Enrollment	Disabled population age group(6-14), Census, 2011	% of Enrolled CWSN children according to Census, 2011
2009-10	187908479	1405143	0.75		
2010-11	193025073	1092985	0.57	3229449	30.96
2011-12	199053590	1676929	0.84		
2012-13	199711243	2347889	1.18		
2013-14	198899659	2504140	1.26		
2014-15	197666909	2317863	1.17		
2015-16	196716511	2285531	1.16		

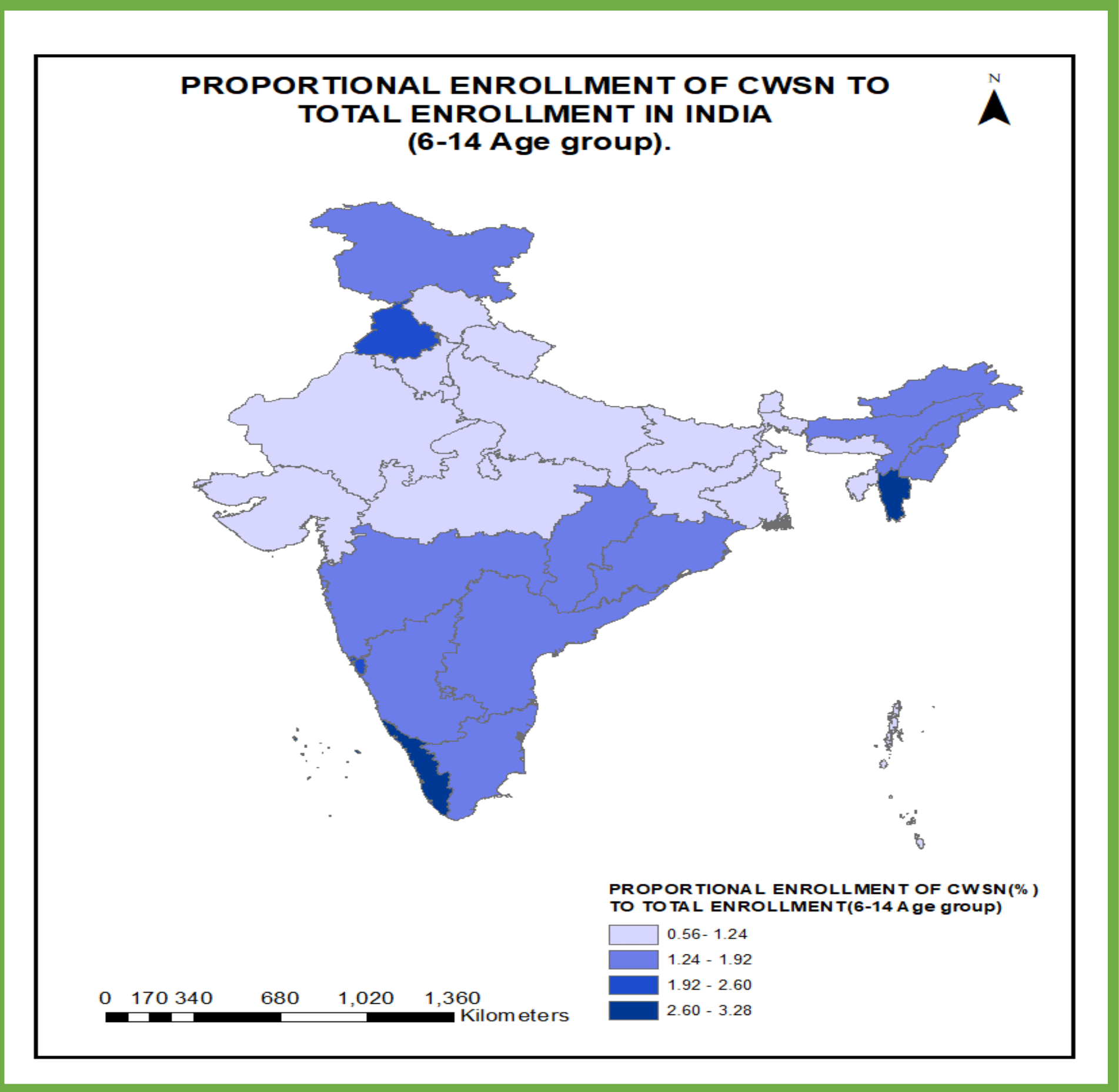
Table 2: Proportional Enrollment of CWSN Children at Elementary Level (Total), U_DISE-2015-16

All India	Proportional % of CWSN (Total)
Blind	2.78
Low Vision	16.84
Hearing	10.54
Speech	9.97
Loco-motor	17.10
Mentally retardation	22.01
Learning Disability	11.44
Cerebral Palsy	2.55
Autism	0.93
Multiple disability	5.85
Total	100

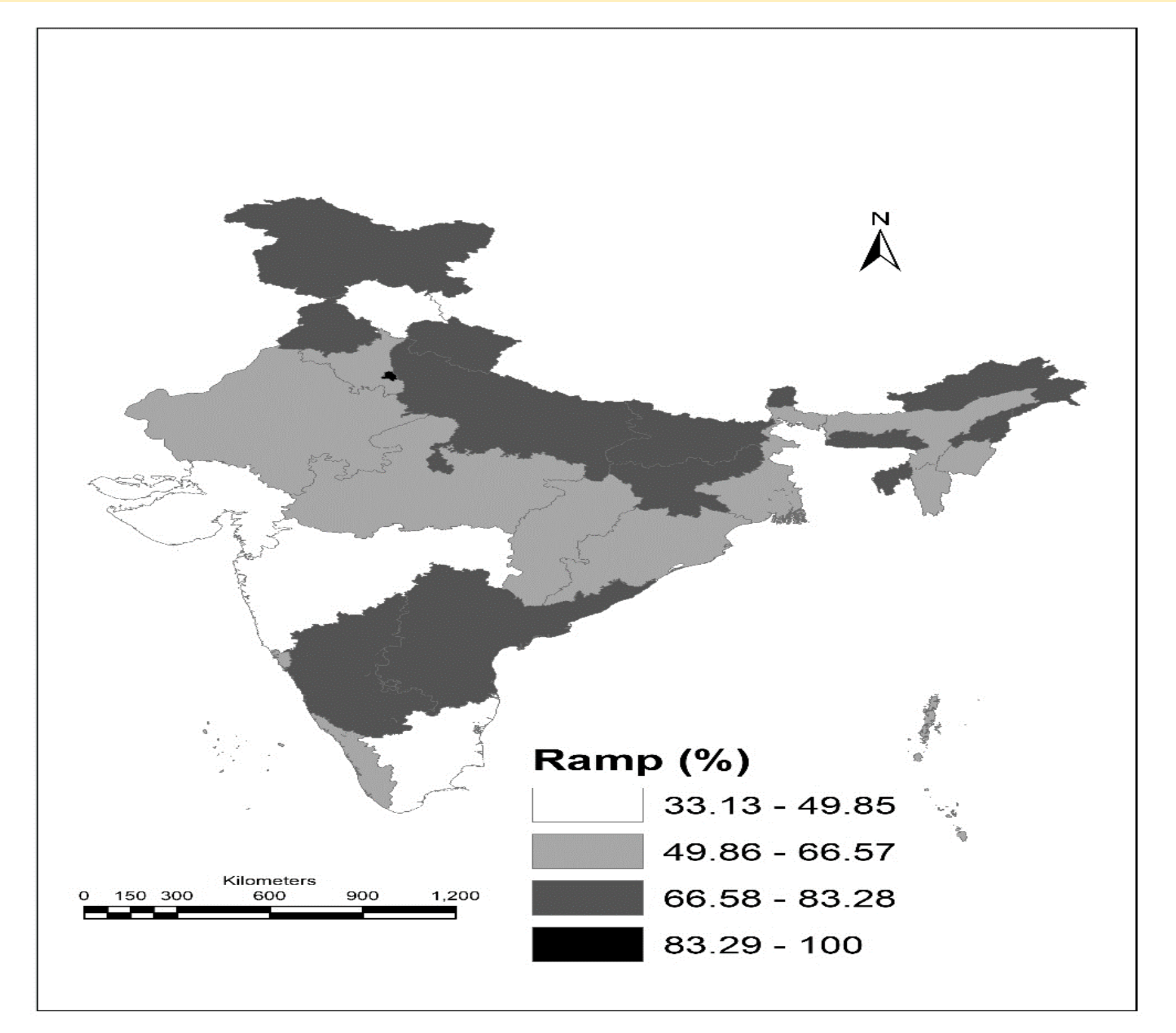
Table 3: Gender Difference in the Enrollment of CWSN children at Elementary level (6-14 age group).

Categories of CWSN	Gender Difference in Enrollment		
	Girls	Boys	Gender Difference
Blind	42.73	57.26	-14.52
Low Vision	48.16	51.83	-3.67
Hearing	43.56	56.43	-12.86
Speech	39.12	60.87	-21.74
Loco-motor	40.32	59.67	-19.35
Mentally-retardation	40.51	59.48	-18.97
Learning Disability	43.90	56.09	-12.18
Cerebral Palsy	40.39	59.60	-19.20
Autism	39.78	60.21	-20.42
Multiple disability	40.50	59.49	-18.99

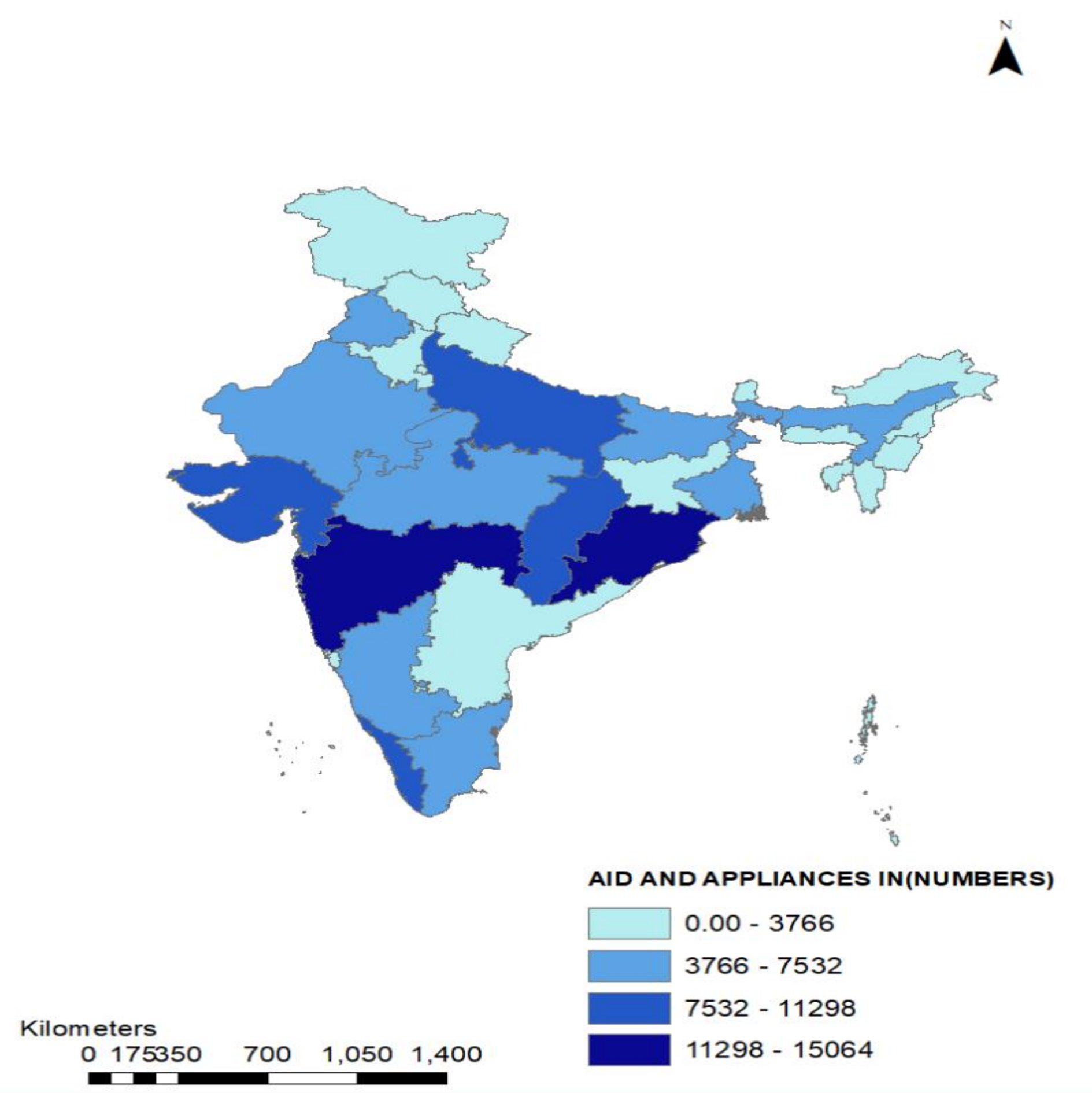
Map 1: Proportional Enrollment of CWSN Children to Total Enrollment at Elementary Level in India(6-14 year Age Group).



Map 2: Availability of Ramp Facility in Schools, India(2015-16)



Map 3: Beneficiary of Aid and Appliances Services for Children with Special Needs (CWSN) In India.



Conclusion:

- it has been found that there has been a clear variation in the enrollment data of CWSN children between north and south Indian states. Variations in the enrollment of CWSN between north and south Indian states may be institutional structure set up, furthermore, According to World Bank (2007), 80% of disabled household in the Uttar-Pradesh were not aware of the certification of disability during the field visit.
- It has been found that there is no significant association between enrollment of CWSN children with aid and appliances services, teacher related and schools facilities indicators.
- There is inconsistency and deficiencies in the enrollment data of CWSN children in U_DISE data due to screening out of CWSN children.

References:

- ASER (2014, 2015, 2016) annual status of education report, available <http://www.asercentre.org/Keywords/p/234.html>.
- Mondal, Ajit and Jayanta Mete, 2013, "Education of Children with Disabilities in India: Concern and Policy Perspective", Indian Journal of Educational Research, Vol-2, PP-56-67, Publisher: Department of Education, University of Calcutta, West Bengal. ISSN: 2277-3819
- Mukhopadhyay, S and M N G Mani (2002): "Education of Children with Special Needs" in R Govinda (ed.), India Education Report: A Profile of Basic Education (New Delhi: Oxford Trends in Education. New Delhi: APH Publishing Corporation.